

Scaled data based on original data using
LM-79-08 Approved Method: Electrical and Photometric Measurements of Solid-
State Lighting Products

Test Report Prepared for
Cooper Lighting Solutions
(formerly Eaton)

Brand: McGRAW-EDISON

Report Number: P386377

Luminaire Tested: **GWC-SA2A-730-U-T4W**

Issue Date: 3/3/2020

Test Information

Test Method: LM-79-08
Report Number: P386377
TEST IS SCALED FROM IESNA LM-79-08 TEST DATA (G2-1903-205-18)
Test Lab: INNOVATION CENTER
Issue Date: 3/3/2020
Manufacturer: COOPER LIGHTING SOLUTIONS (FORMERLY EATON)
Product Line: MCGRAW-EDISON
Catalog Number: GWC-SA2A-730-U-T4W
Description: GALLEON WALL LUMINAIRE
(2) 70 CRI, 3000K, 615mA LIGHTSQUARES WITH 16 LEDS EACH AND TYPE IV WIDE OPTICS
Light Source: -
Ballast/Driver: ELECTRONIC DRIVER

Summary

Lumens per Lamp: N/A
Luminaire Lumens: 8794 lumens
Efficiency: N/A
Efficacy: 133.2 lumens/watt
Luminous Opening: Rectangular (W 1' x L: 0.5' x H: 0')
IES Classification: Type IV - Short
BUG Rating: B2 - U0 - G2

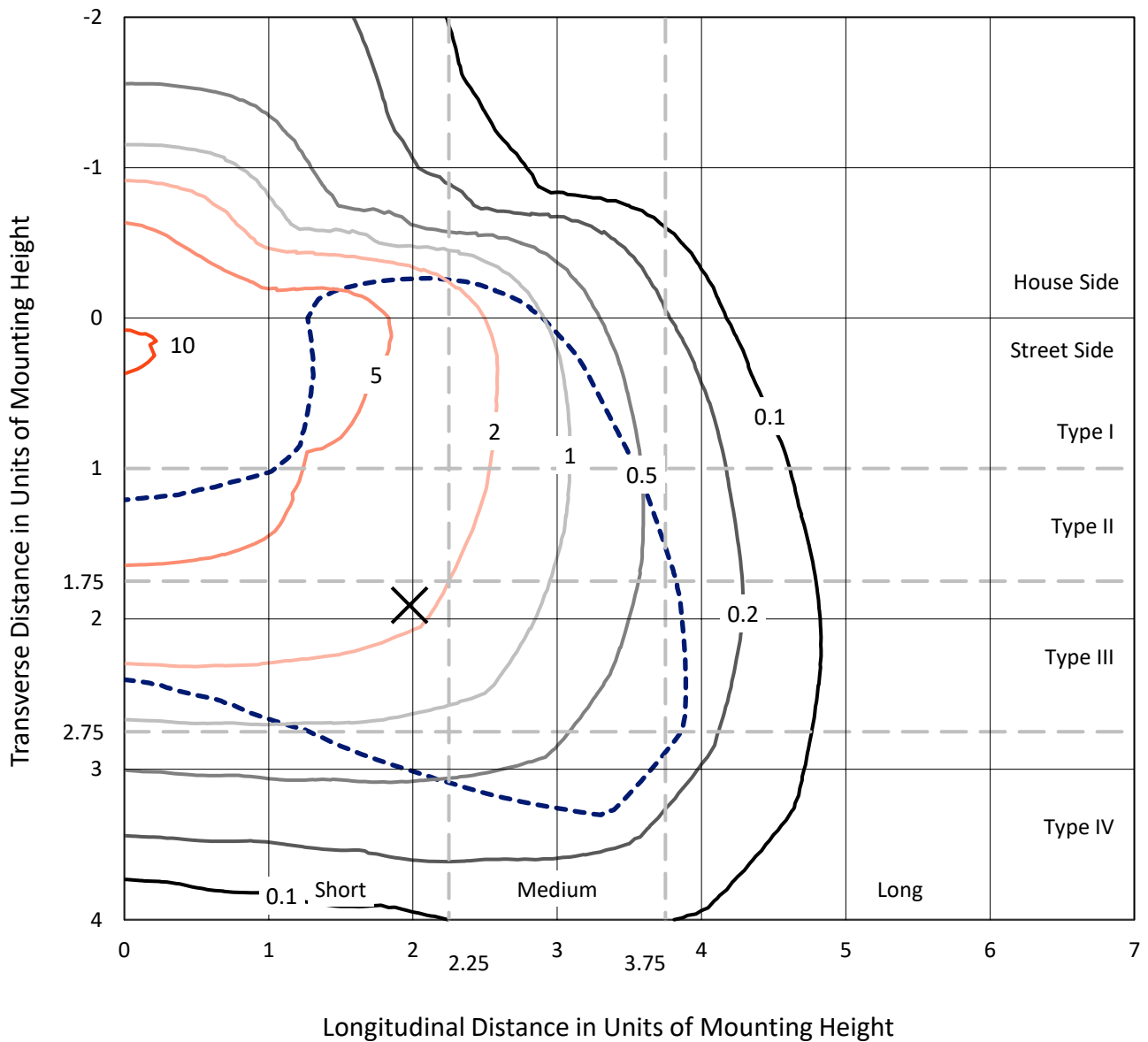
Input Watts (W): 66
Input Voltage (V): NR
Input Current (Ain): NR
Voltage Rise (V): NR
Power Factor: NR
Total Harmonic Distortion (THDi): NR
Frequency (hertz): 60
Stabilization Time: NR
Operation Time: NR
Ambient Temperature (°C): NR
Test Distance: 24 FT



REPORT NUMBER: P386377
 CATALOG NUMBER: GWC-SA2A-730-U-T4W

Iso-Footcandle Lines of Horizontal Illumination

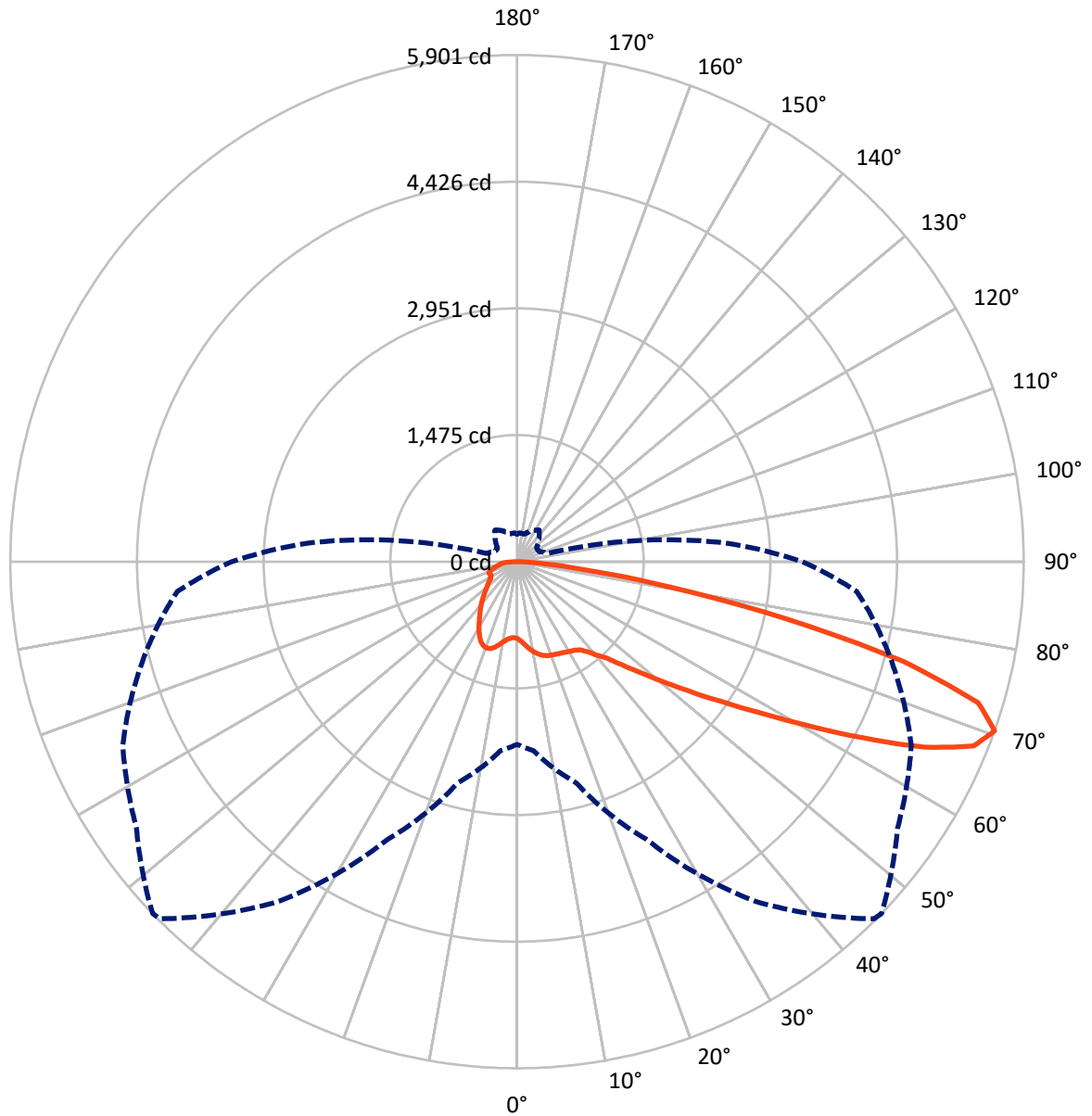
✕ Max cd
 - - - 1/2 Max cd



Based on 10 foot mounting height. Maximum calculated value = 11.2 fc
 Type IV - Short - N/A

REPORT NUMBER: P386377
CATALOG NUMBER: GWC-SA2A-730-U-T4W

Luminous Intensity Polar Plot



— Vertical Plane Through 46-Deg Lateral - - - Horizontal Cone Through 70-Deg Vertical

REPORT NUMBER: P386377

CATALOG NUMBER: GWC-SA2A-730-U-T4W

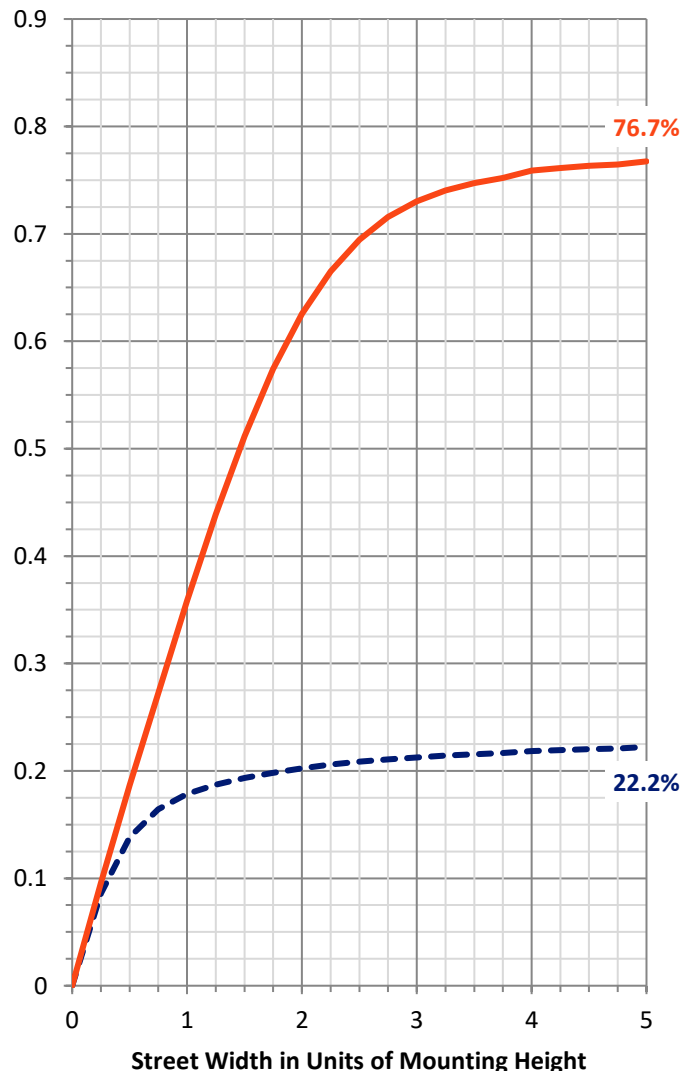
FLUX DISTRIBUTION:

		Downward	Upward	Total
House Side	Lumens	2015.6	0.0	2015.6
	% Fixture	22.9	0.0	22.9
Street Side	Lumens	6778.4	0.0	6778.4
	% Fixture	77.1	0.0	77.1
Total	Lumens	8794.0	0.0	8794.0
	% Fixture	100.0	0.0	100.0

Coefficient of Utilization

ZONAL LUMENS:

Zone	Lumens	% Fixture
0°-10°	91.3	1.0
10°-20°	304.3	3.5
20°-30°	507.4	5.8
30°-40°	720.0	8.2
40°-50°	1059.1	12.0
50°-60°	1793.6	20.4
60°-70°	2545.9	29.0
70°-80°	1546.7	17.6
80°-90°	225.7	2.6
90°-100°	0.0	0.0
100°-110°	0.0	0.0
110°-120°	0.0	0.0
120°-130°	0.0	0.0
130°-140°	0.0	0.0
140°-150°	0.0	0.0
150°-160°	0.0	0.0
160°-170°	0.0	0.0
170°-180°	0.0	0.0
0°-90°	8794.0	100.0
0°-180°	8794.0	100.0



REPORT NUMBER: P386377

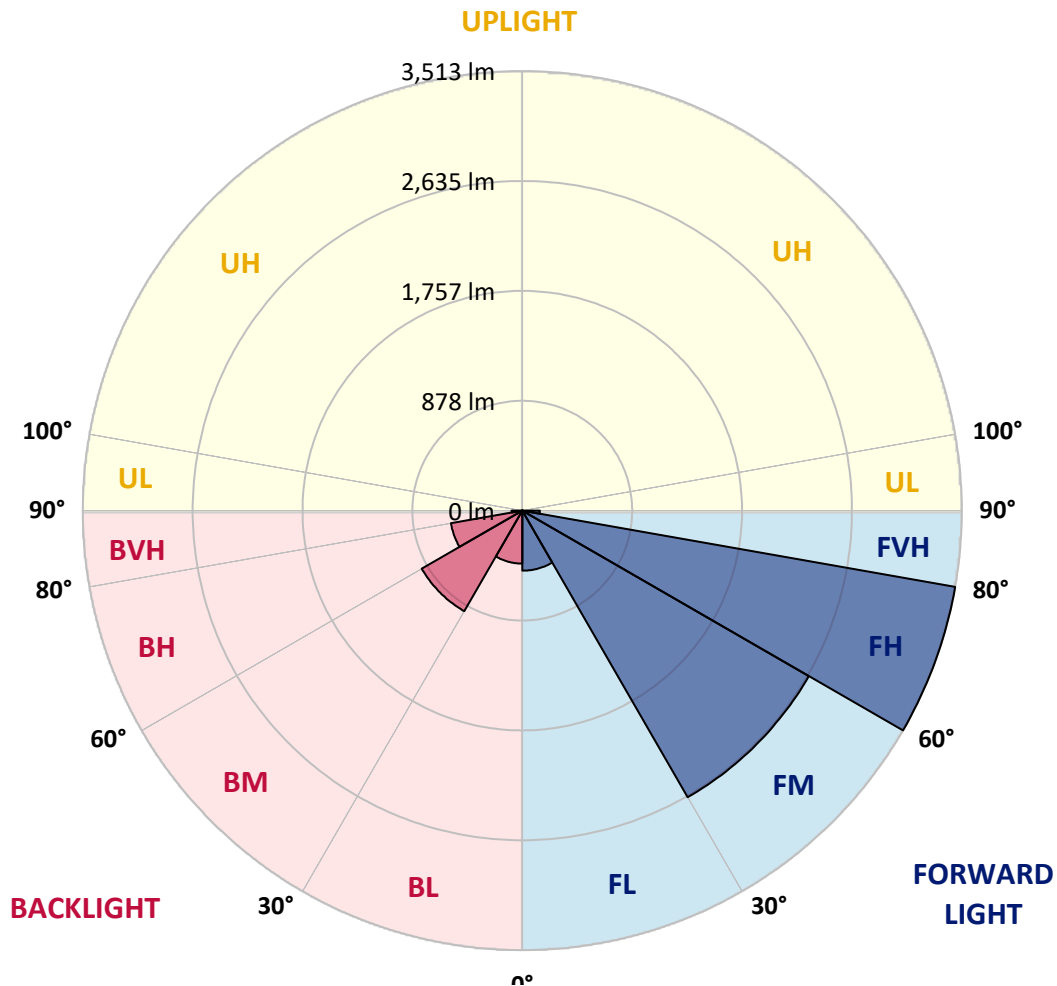
CATALOG NUMBER: GWC-SA2A-730-U-T4W

LUMINAIRE CLASSIFICATION SYSTEM LUMEN TABLE AND BUG RATING:

Zone	Lumens	% Fixture	Zone Rating/Lumen Limit		
			B	U	G
FL (0°-30°)	479.8	5.5			
FM (30°-60°)	2644.8	30.1			
FH (60°-80°)	3513.2	39.9			G2/5000
FVH (80°-90°)	140.6	1.6			G2/225
BL (0°-30°)	423.2	4.8	B1/500		
BM (30°-60°)	927.8	10.6	B1/1000		
BH (60°-80°)	579.5	6.6	B2/1000		G2/1000
BVH (80°-90°)	85.1	1.0			G1/100
UL (90°-100°)	0.0	0.0		U0/0	
UH (100°-180°)	0.0	0.0		U0/0	

BUG Rating: B2-U0-G2

Type IV Short





REPORT NUMBER: P386377

CATALOG NUMBER: GWC-SA2A-730-U-T4W

CANDELA DISTRIBUTION (FULL):

	0°	5°	15°	25°	35°	45°	46°	55°	65°	75°	85°
0°	895.9	895.9	895.9	895.9	895.9	895.9	895.9	895.9	895.9	895.9	895.9
2.5°	940.8	941.4	942.6	939.6	931.1	928.7	927.8	919.1	913.4	905.0	897.7
5°	1016.0	1016.6	1014.8	1006.4	987.7	973.9	972.7	952.8	934.8	915.5	901.1
7.5°	1094.6	1095.5	1089.8	1073.8	1047.6	1023.5	1022.0	994.9	967.6	938.4	916.7
10°	1164.1	1160.5	1151.1	1128.9	1097.9	1068.4	1067.2	1038.9	1007.3	972.1	943.2
12.5°	1210.4	1207.4	1195.4	1168.3	1134.3	1107.2	1104.8	1078.6	1047.9	1009.4	974.8
15°	1236.0	1238.1	1221.9	1191.2	1158.1	1135.2	1133.1	1114.4	1087.0	1048.2	1008.5
17.5°	1239.3	1241.1	1225.5	1195.1	1168.0	1152.3	1151.4	1139.1	1119.2	1081.9	1040.4
20°	1220.1	1221.3	1208.3	1183.3	1165.6	1160.8	1160.5	1155.1	1140.3	1107.2	1066.9
22.5°	1192.1	1193.0	1183.6	1165.6	1159.6	1167.1	1169.2	1167.1	1156.6	1125.6	1087.6
25°	1185.2	1184.6	1174.9	1156.6	1161.7	1177.6	1180.3	1181.2	1174.0	1146.9	1114.1
27.5°	1218.6	1216.5	1198.1	1168.6	1171.9	1191.2	1194.8	1203.5	1199.0	1175.2	1144.2
30°	1315.2	1311.6	1273.9	1214.3	1198.1	1208.0	1212.5	1226.4	1227.3	1207.4	1184.2
32.5°	1478.3	1473.8	1406.4	1299.8	1242.3	1225.2	1229.4	1250.2	1261.3	1245.9	1221.0
35°	1684.4	1679.3	1590.8	1445.2	1316.4	1258.0	1261.0	1277.5	1299.8	1278.1	1245.0
37.5°	1899.3	1887.0	1801.8	1616.1	1434.0	1328.1	1328.1	1330.2	1340.7	1295.6	1273.3
40°	2113.0	2100.7	2023.6	1817.2	1586.3	1438.6	1431.6	1385.0	1376.6	1337.7	1330.2
42.5°	2311.6	2308.0	2262.6	2044.4	1765.1	1547.2	1537.6	1458.4	1460.2	1436.1	1436.4
45°	2522.9	2522.9	2485.9	2273.7	1973.3	1721.8	1712.1	1595.7	1613.7	1602.6	1629.4
47.5°	2695.3	2700.8	2695.6	2512.7	2215.6	1943.6	1926.1	1785.9	1836.4	1874.6	1952.6
50°	2871.4	2879.8	2880.7	2774.8	2508.4	2207.2	2187.3	2038.4	2151.2	2260.8	2413.9
52.5°	3126.9	3145.9	3070.3	3036.3	2867.2	2520.2	2500.6	2363.1	2551.5	2705.3	2969.2
55°	3363.7	3347.2	3293.3	3314.4	3251.2	2876.5	2861.8	2741.1	2997.5	3197.3	3540.1
57.5°	3492.0	3490.8	3544.9	3635.2	3665.3	3315.9	3303.6	3186.2	3500.4	3650.6	4076.1
60°	3642.4	3644.5	3778.8	3983.7	4107.7	3863.0	3857.6	3768.5	3988.8	4073.7	4496.5
62.5°	3663.5	3701.4	3932.6	4285.3	4521.8	4502.3	4514.3	4293.1	4425.8	4411.4	4810.4
65°	3421.2	3471.2	3889.5	4376.5	4933.5	5201.4	5212.5	4820.7	4770.4	4700.0	4922.7
67.5°	2924.7	2998.7	3453.1	4178.1	5069.2	5718.1	5733.8	5229.7	5056.3	4797.8	4652.4
70°	2128.3	2210.5	2667.9	3568.4	4827.3	5883.3	5901.1	5410.5	5067.1	4519.4	3971.7
72.5°	1285.7	1350.1	1727.2	2627.0	4074.3	5582.4	5614.0	5181.2	4626.2	3828.1	2932.8
75°	564.6	606.7	835.1	1513.8	2916.8	4618.7	4658.1	4434.8	3758.9	2782.0	1733.5
77.5°	240.5	252.5	342.5	657.6	1648.9	3156.1	3210.3	3240.4	2550.3	1513.8	732.5
80°	149.9	154.7	193.8	297.6	771.6	1772.6	1831.0	1906.5	1266.4	556.5	255.8
82.5°	91.2	96.6	128.8	180.0	401.8	803.5	831.5	884.8	491.5	240.5	132.4
85°	54.8	58.7	78.8	113.8	228.7	316.0	315.7	349.1	231.4	154.7	69.8
87.5°	26.2	29.2	42.1	59.0	115.3	118.6	111.1	125.8	140.5	101.4	35.2
90°	0.0	0.0	0.0	0.0	0.0	0.0	0.0	0.0	0.0	0.0	0.0



REPORT NUMBER: P386377
 CATALOG NUMBER: GWC-SA2A-730-U-T4W

CANDELA DISTRIBUTION (continued):

	90°	95°	105°	115°	125°	135°	145°	155°	165°	175°	180°
0°	895.9	895.9	895.9	895.9	895.9	895.9	895.9	895.9	895.9	895.9	895.9
2.5°	895.3	894.1	890.2	887.2	886.6	884.8	883.3	884.2	885.4	885.7	885.7
5°	895.0	891.7	886.6	884.5	887.2	890.8	895.3	901.4	905.0	907.7	909.5
7.5°	909.5	903.2	897.4	896.2	901.7	911.3	921.5	934.2	942.9	948.9	950.1
10°	933.6	925.7	920.0	921.2	930.8	944.7	959.1	975.4	988.6	996.8	997.4
12.5°	961.2	953.7	948.3	953.4	969.4	986.2	1001.3	1015.4	1027.5	1035.6	1035.6
15°	993.1	987.7	981.4	993.1	1014.8	1029.9	1036.2	1043.1	1049.7	1055.7	1054.5
17.5°	1023.8	1018.7	1015.4	1029.3	1051.8	1058.8	1054.5	1049.4	1049.4	1052.7	1053.3
20°	1050.3	1045.8	1047.9	1061.5	1073.2	1066.0	1050.3	1034.1	1027.5	1029.3	1031.1
22.5°	1073.5	1071.4	1077.7	1084.0	1075.6	1050.3	1021.4	999.5	991.3	990.7	991.3
25°	1100.6	1100.3	1108.1	1096.7	1059.4	1012.7	973.9	952.5	948.0	951.6	957.6
27.5°	1134.3	1137.6	1141.5	1099.7	1026.2	955.8	916.4	901.7	906.2	914.9	920.6
30°	1177.3	1186.4	1177.9	1092.2	978.7	890.8	853.2	849.0	861.3	873.7	879.7
32.5°	1219.2	1233.3	1212.8	1072.6	917.3	821.9	792.7	791.5	806.6	818.6	827.0
35°	1252.9	1280.9	1239.0	1033.8	846.3	758.4	737.0	728.9	734.3	748.5	758.1
37.5°	1296.8	1343.5	1257.1	974.5	769.2	706.0	681.1	662.4	657.6	663.3	668.1
40°	1377.2	1438.9	1265.5	891.7	694.0	653.7	628.4	601.0	582.0	568.2	568.5
42.5°	1508.4	1563.1	1260.1	791.2	624.5	602.5	573.9	542.3	511.6	480.3	477.9
45°	1721.4	1747.9	1243.8	684.7	563.4	548.9	522.2	490.6	449.6	414.1	410.8
47.5°	2062.4	2003.7	1218.6	591.7	509.5	503.5	478.8	442.4	399.1	370.5	368.1
50°	2527.4	2373.0	1206.2	517.6	462.0	463.8	443.6	405.1	364.2	343.1	340.7
52.5°	3083.6	2803.1	1230.0	460.5	423.7	430.1	415.0	378.9	344.6	328.0	325.6
55°	3660.5	3248.5	1255.6	418.9	387.6	400.0	394.9	365.1	334.1	318.7	316.6
57.5°	4154.4	3581.0	1204.4	385.2	355.4	374.7	379.2	356.3	328.6	314.8	312.4
60°	4465.2	3715.0	1070.2	353.6	329.8	354.5	370.2	353.9	330.7	329.5	327.7
62.5°	4612.7	3703.2	868.9	328.6	313.9	345.8	376.8	367.5	354.8	365.7	366.6
65°	4546.5	3526.3	647.0	312.1	302.5	349.1	396.7	393.0	361.7	372.6	374.1
67.5°	4110.7	3104.0	479.1	297.6	289.8	358.4	432.8	401.5	348.2	356.0	351.2
70°	3322.5	2460.9	369.6	281.4	276.9	357.2	449.0	396.4	333.5	335.3	322.3
72.5°	2291.2	1678.1	300.7	266.3	258.2	325.6	437.6	383.7	321.1	307.3	290.1
75°	1245.9	900.8	255.5	250.7	225.4	285.9	416.5	374.7	310.0	291.6	282.0
77.5°	490.3	373.8	221.8	229.3	197.1	252.5	393.0	357.5	294.6	270.6	265.7
80°	200.1	190.8	183.9	198.3	169.4	220.9	364.8	337.4	276.3	251.0	241.4
82.5°	113.5	118.6	143.0	156.5	137.5	203.4	351.2	321.1	254.3	224.8	213.4
85°	58.1	69.5	99.6	112.3	101.1	173.0	323.5	281.1	204.0	172.1	173.0
87.5°	28.0	38.8	62.9	70.4	65.6	125.2	241.7	203.7	158.9	125.8	121.9
90°	0.0	0.0	0.0	0.0	0.0	0.0	0.0	0.0	0.0	0.0	0.0

Signify Classified - Internal
Cooper Lighting Solutions Photometric Lab
1121 Highway 74 South
Peachtree City, GA 30269

Scaled Data Report



Report Generated By 670245982

Signify Classified - Internal
Cooper Lighting Solutions Photometric Lab
1121 Highway 74 South
Peachtree City, GA 30269

Scaled Data Report



Signify Classified - Internal
Cooper Lighting Solutions Photometric Lab
1121 Highway 74 South
Peachtree City, GA 30269

Scaled Data Report



Signify Classified - Internal
Cooper Lighting Solutions Photometric Lab
1121 Highway 74 South
Peachtree City, GA 30269

Scaled Data Report





--- HS — SS

Signify Classified - Internal
Cooper Lighting Solutions Photometric Lab
1121 Highway 74 South
Peachtree City, GA 30269

Scaled Data Report



u

Signify Classified - Internal
Cooper Lighting Solutions Photometric Lab
1121 Highway 74 South
Peachtree City, GA 30269

Scaled Data Report



Signify Classified - Internal
Cooper Lighting Solutions Photometric Lab
1121 Highway 74 South
Peachtree City, GA 30269

Scaled Data Report



(END OF REPORT)